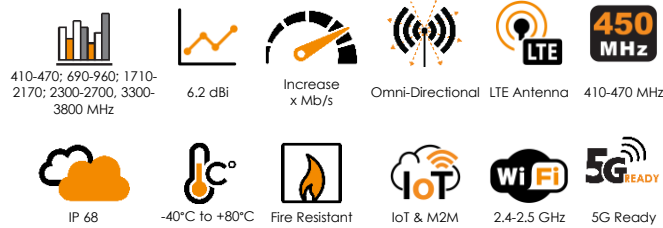


ANTENNAS | OMNI-402 SERIES

OMNI DIRECTIONAL MARINE ANTENNA

HIGH PERFORMANCE 2X2 MIMO LINEAR MARINE & COASTAL 410MHZ – 3800MHZ ANTENNA



- **2x2 MIMO marine quality high-performance omni directional antenna**
- **Easy mounting with feed through 1-inch marine standard adapter bracket included**
- **Robust and all-weather proof for harsh conditions at sea**
- **Various 316 stainless steel mounting brackets available optionally**
- **UV and saltwater protected against tempestuous weather conditions**
- **Protected against water and dust ingress, IP68**



Urban



Rural/Farm



Marine



Transportation

APPLICATION AREAS

Product Overview


The OMNI-402 is an ultra-wide band antenna, which covers all contemporary LTE operating frequencies with excellent balanced gain across all frequencies, while providing 2x2 MIMO capability from its vertically separated radiating elements, all in the same radome. The antenna design allows the antenna to have superior pattern control over the entire frequency range making the OMNI-402 a true high performance omni-directional MIMO antenna, suitable for marine and coastal applications. Usable in all parts of the world, the OMNI-402 guarantees signal reception almost everywhere. Poynting Antennas achieves this through new antenna configuration using multiple dipoles and a unique (patented) feed network. The antenna is future proof as it covers the 450 MHz LTE frequency which is becoming more popular in various regions and countries. This antenna is also 3300 – 3800 MHz capable for coastal and inland use.

Features

- Medium gain omni-directional antenna
- The antenna is purpose-built for marine and coastal applications
- UV and Salt-water resistant
- Robust and weather resistant
- 2x2 MIMO
- 2.4 - 2.5 GHz band can be used as Wi-Fi antenna
- 5G ready

Application Areas

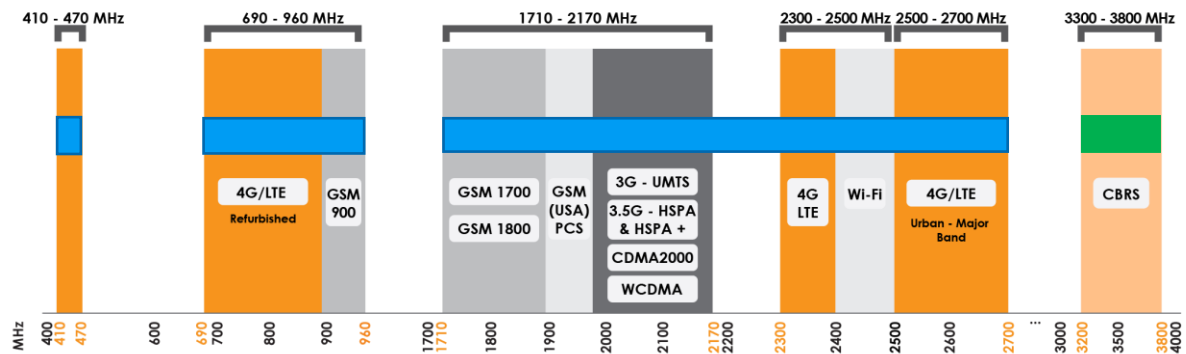
- Marine applications / Yachts / Boats / Ferries
- Enhanced LTE Reception
- IoT and M2M
- Poor data signal reception
- Improve data transmission connection reliability & stability
- Wi-Fi Applications



OMNI-402

©2020 Poynting Antennas (Pty) Ltd. All rights reserved
Product Specifications may change without prior notice
Revised: February 2020


The OMNI-402 is suitable for the following frequency bands | 410-470 MHz | 690-960 MHz | 1710-2170 MHz | 2300-2700 MHz | 3300-3800 MHz |



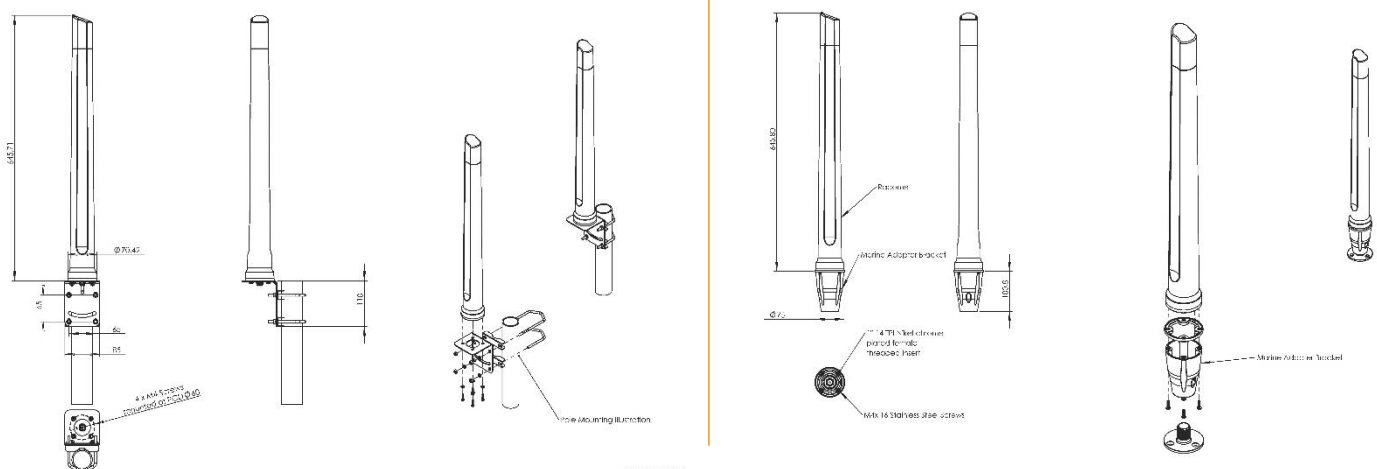
Indicates the frequency bands on which OMNI-402 works

OMNI-402 supports the CBRS bands – not recommended for marine applications

Antenna Overview

	
Frequency Bands	410 MHz - 3800 MHz
Peak Gain	6.2 dBi
Coax Cable Type	Twin Siamese HDF 195
Coax Cable Length	2m
Connector Type	2 x SMA male

Technical Drawings



Electrical Specifications

Frequency bands:	410-470 MHz 690-960 MHz 1710-2170 MHz 2300-2700 MHz 3300-3800 MHz
Gain (max) Port 1 & 2:	6.2 dBi
VSWR Port 1 & 2:	≤ 2.5:1 across 92% of the band
Feed power handling:	10 W
Input impedance:	50 Ohm (nominal)
Polarisation:	Linear Vertical
Coax cable loss:	0.36 dB/m @ 900 MHz 0.48 dB/m @ 1500 MHz 0.51 dB/m @ 1800 MHz 0.53 dB/m @ 2400 MHz 0.60 dB/m @ 3000 MHz
DC short:	Yes

Coax Cable & Connector Type

Cable length:	2m
Coax cable type:	Twin Siamese HDF 195
Connector type:	2 x SMA male

**The coax cable and connector are factory mounted to the antenna*

Product Box Contents

Antenna:	A-OMNI-0402
Mounting bracket:	Marine Adapter (1" -14 TPI) & L-bracket (Ø30-50mm Pole)

Ordering Information

Commercial name:	OMNI-402
Order product code:	A-OMNI-0402-V1
EAN number:	0707273470393

Mechanical Specifications

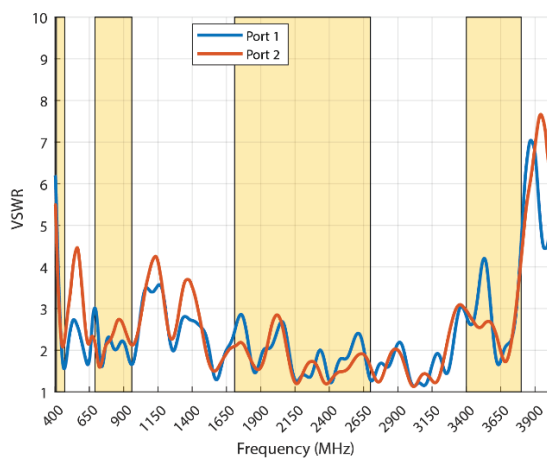
Product dimensions	750 mm x 75 mm (Incl. BRKT-40)
Packaged dimensions:	704 mm x 147 mm x 100 mm
Weight:	TBC
Packaged weight:	TBC
Radome material:	UV Stable SAN Marine ASA
Radome colour:	Brilliant White Pantone P 179-1 C
Mounting Type:	Standard 1" -14 TPI marine mount & Wall/pole mount

Environmental Specifications, Certification & Approvals

Wind Survival:	<160 km/h
Temperature Range (Operating):	-40°C to +80°C
Environmental Conditions:	Outdoor/Indoor
Water ingress protection ratio/standard:	IP 68
Salt Spray:	MIL-STD 810F/ASTM B117
Operating Relative Humidity:	Up to 98%
Storage Humidity:	5% to 95% - non-condensing
Storage Temperature:	-40°C to +80°C
Enclosure Flammability Rating:	UL 94-HB
Impact resistance:	IK 08
Product Safety & Environmental:	Complies with CE and RoHS standards

Antenna Performance Plots

VSWR



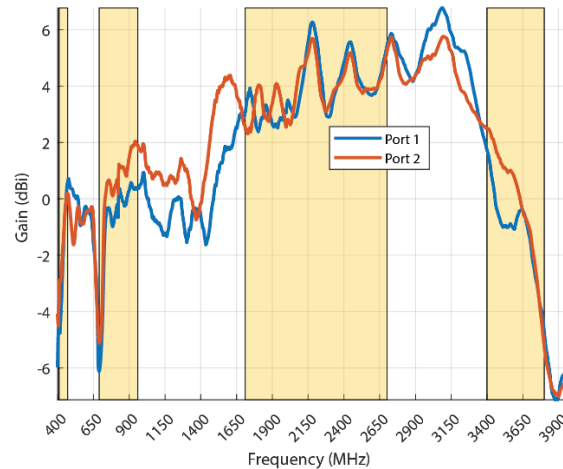
Voltage Standing Wave Ratio (VSWR)

VSWR is a measure of how efficiently radio-frequency power is transmitted from a power source, through a transmission line, into a load. In an ideal system, 100% of the energy is transmitted which corresponds to a VSWR of 1:1.

The OMNI-402 delivers superior performance across all bands with a VSWR of $\leq 2.5:1$ over 92% of the band.

*Measured with 2m low loss cable

GAIN: (excluding cable loss)

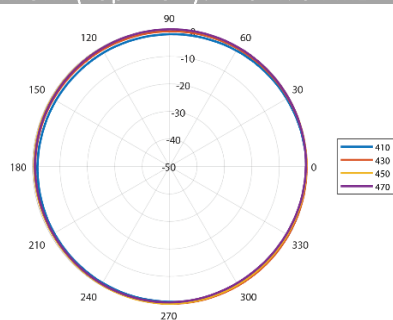


Gain in dBi

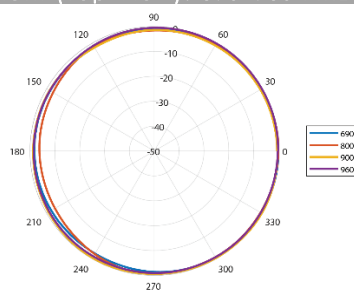
6.2 dBi is the peak gain across all bands from 410 – 3800 MHz

Radiation Patterns – (Port 1 & 2)

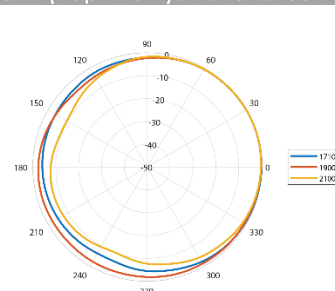
Azimuth (Top View): 410–470 MHz



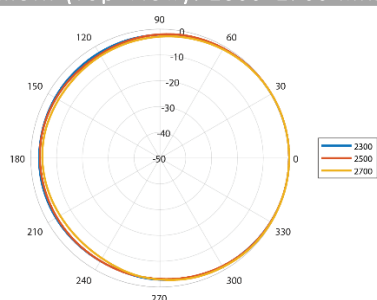
Azimuth (Top View): 690–960 MHz



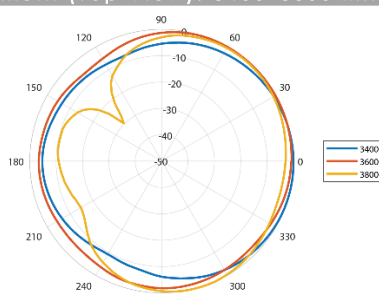
Azimuth (Top View): 1710–2100 MHz



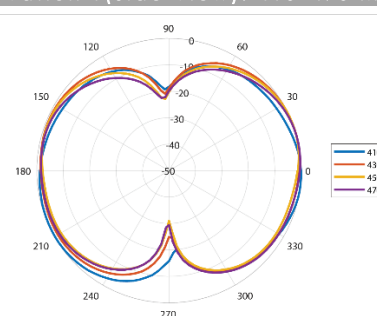
Azimuth (Top View): 2300–2700 MHz



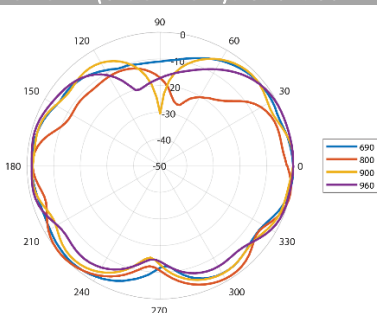
Azimuth (Top View): 3400–3800 MHz



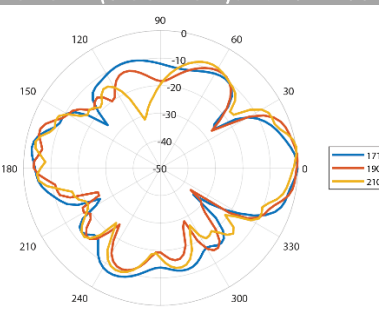
Elevation 1 (Side View): 410–470 MHz



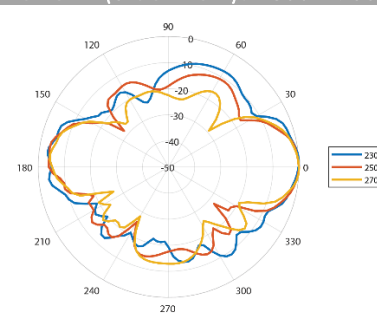
Elevation 1 (Side View): 690–960 MHz



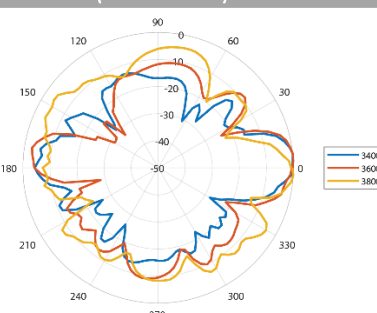
Elevation 1 (Side View): 1710–2100 MHz



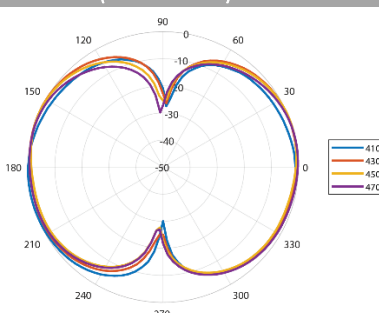
Elevation 1 (Side View): 2300–2700 MHz



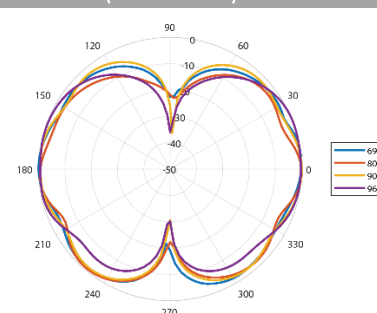
Elevation 1 (Side View): 3400–3800 MHz



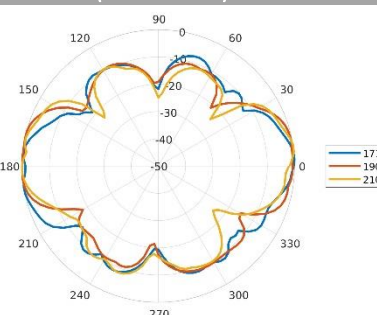
Elevation 2 (Side View): 410–470 MHz



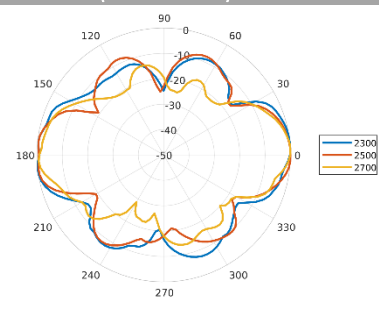
Elevation 2 (Side View): 690–960 MHz



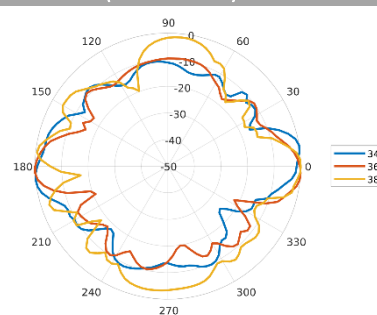
Elevation 2 (Side View): 1710–2100 MHz



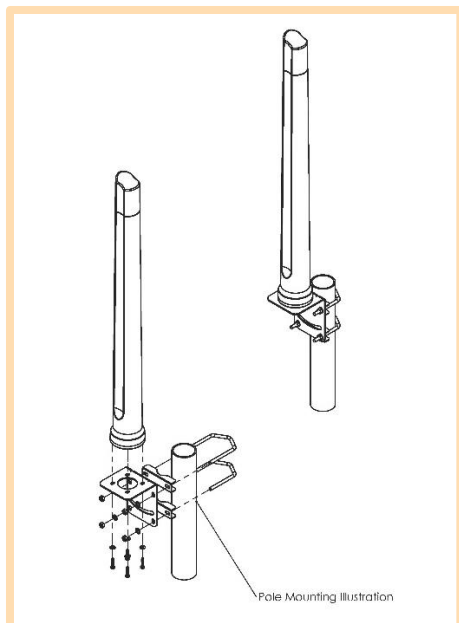
Elevation 2 (Side View): 2300–2700 MHz



Elevation 2 (Side View): 3400–3800 MHz

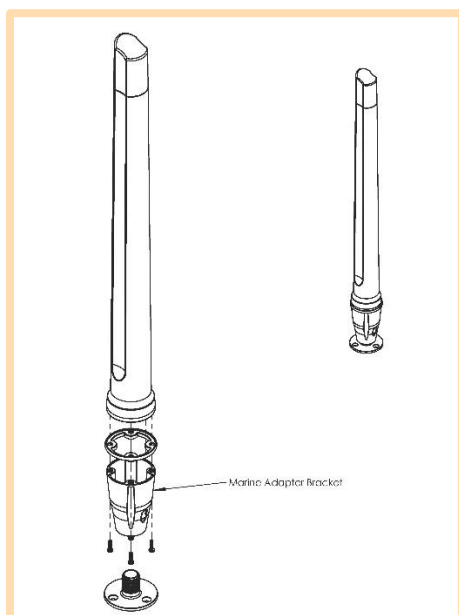


Mounting Options



Pole Mount

L-Bracket 316 Stainless Steel – included
(for Ø 30-50mm pole)



Marine Bracket Mount

1" -14 TPI female adapter – included

Mounts to standard marine brackets:

- BRKT-37: Flat Mount - Optional
- BRKT-38: Ratchet Mount - Optional
- BRKT-39: Rail Mount - Optional

See Optional Accessories below


Also available: BRKT-41 with 1.25" – 11TPI female adapter (Optional)

See Accessories below

Optional Accessories

**BRKT-37**

Marine flat mount antenna bracket 1"-14TPI 316 Stainless Steel

**BRKT-38**

Marine ratchet rail mount antenna bracket 1"-14TPI 316 Stainless Steel

**BRKT-39**

Heavy duty marine mount antenna bracket 1"-14TPI 316 Stainless Steel

See accessories technical specifications on www.poynting.tech

Contact Poynting

Poynting Antennas (Pty) Ltd - Head Office

Unit 4, N1 Industrial Park
Landmarks Avenue,
Samrand, 0157
South Africa

Phone: +27 (0) 12 657 0050

E-mail: sales@poynting.co.za

Poynting Europe

Regus Business Center Neue Messe Riem
Kronstadter Straße 4
81677 München
Germany

Phone: +49 89 208026538

E-mail: sales-europe@poynting.tech